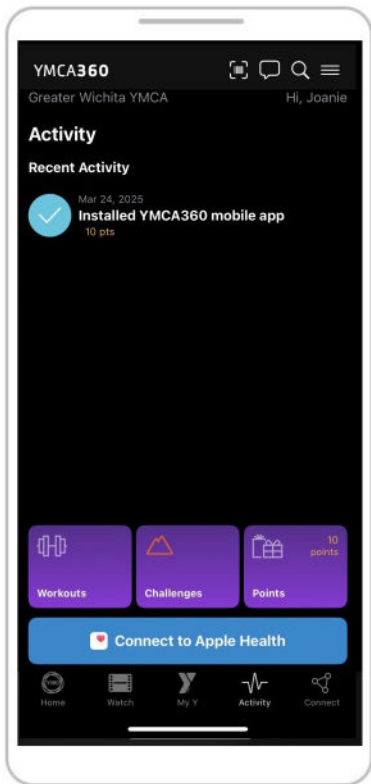


# YMCA<sup>TM</sup> 360

## YMCA 360 MOBILE APP

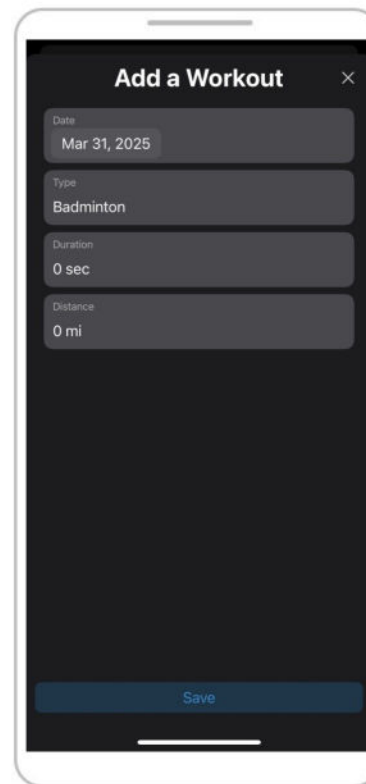
### How to Track Activity



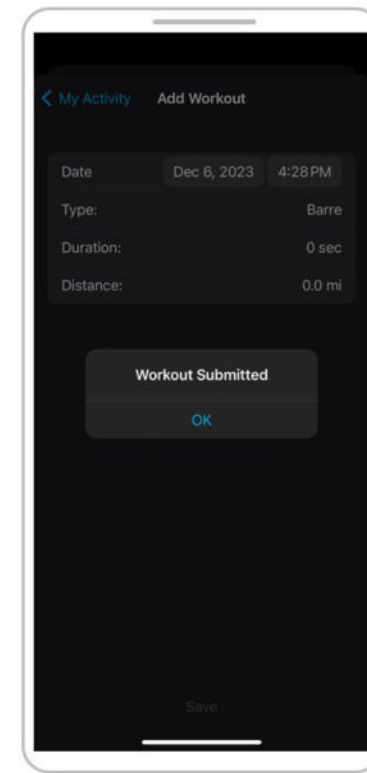
Click the "Activity" button at the bottom of the main menu then select the 'workouts' button.



Activity history shows in chronological order. To add an activity, click "Add +" in the upper right-hand corner.



Make your selections and click "Save". Users can add workouts up to seven days in the past.



After clicking "Save" the form will reset and will now show in your activity history.

## DOWNLOAD THE APP

Earn points for rewards in the YMCA360 app. Download for iOS and Android.



Apple Store



Google Play



FOR YOUTH DEVELOPMENT<sup>®</sup>  
FOR HEALTHY LIVING  
FOR SOCIAL RESPONSIBILITY